

Halloween

is a yearly celebration observed in a number of countries on October 31, the eve of the Western Christian feast of All Hallows (or All Saints). Typical Halloween activities include trick or treating (also known as "guising"), attending costume parties, carving pumpkins into jack'o'lanterns, lighting bonfires, apple bobbing, visiting haunted attractions, playing pranks, telling



Pumpkin

Every October, carved pumpkins peer from porches and doorsteps in the United States and other parts of the world. Gourdlike orange fruit with ghoulish faces and illuminated by candles are a sure sign of the Halloween season.

Halloween games

Throwing nuts into a burning fire. If the walnut bursts with a bang, it means that someone will reciprocate your love. **Fun catching treats.** Eating fruit and cakes hung by a thread, without hands **and**

TEACHER'S DAY [see next page]

The tradition of the holiday is the terrible habit of walking from house to house in disguise. Children in costumes of monsters, witches, ghosts and spirits knock on the door with a cry: "Trick or treat". There is also a more extensive claim:

**We are terrible nightmares,
very dangerous ghosts to you if you do**

not want us to bfrighten you, you need to give us a candy.

**Spirits, ghosts and ghouls,
devils, zombies and other monsters
today rise from their graves and knock
on your door,
If you do not want to be afraid of them,
You need to give us a candy.**



Teachers' Day at our school

Teacher's Day happens once a year. Each student on that day wishes all the best to his or her teachers. It is also a day of showing our feelings towards teachers. We'll make your dreams come true ...

HAPPY TEACHER'S DAY TO YOU!!!

Thank you all the teachers for helping us in difficult and complex things and moments. We will show you our feelings in this song.

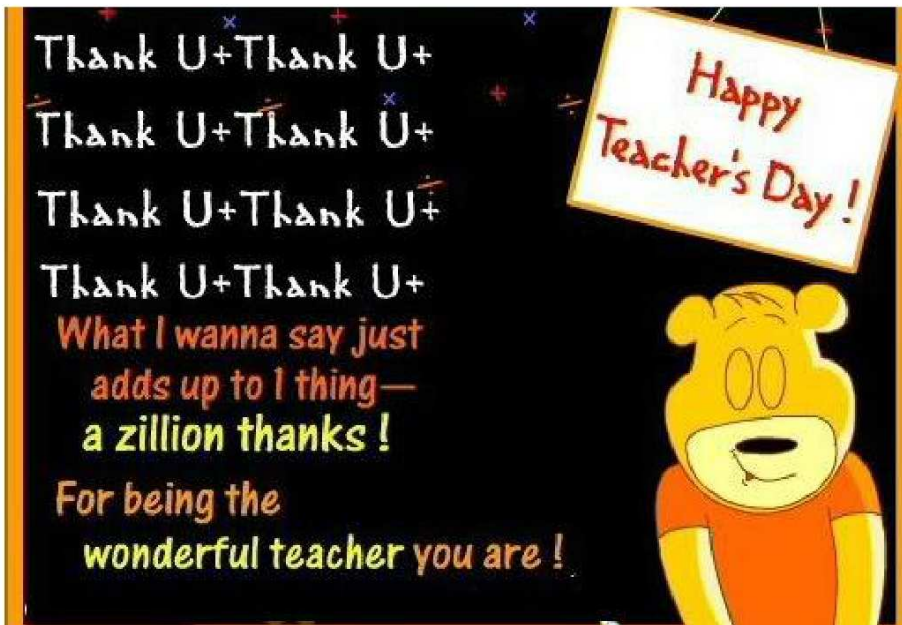
-Your Students

An ideal teacher should look like Angelina Jolie;

- Should give us a "free hand";
- Should be nicer to the students;


- Should give little homework.

All these wishes are for our teachers and for all teachers in the entire world.



This song is for you, dear teachers (it is in a Polish language) <3

IDEAL TEACHER



John Paul II's Day

John Paul II was born as **Karol Józef Wojtyła** on May 18, 1920 in Wadowice, died on April 2, 2005 in Vatican. Acknowledged as the blessed by the Catholic Church, was earlier a Polish Roman Catholic bishop, an auxiliary bishop of Krakow and then the Archbishop of Krakow. Karol Wojtyła was Cardinal, 264th Pope and 6 sovereign ruler of the Vatican City State

He was also the Knight of the Order of the White Eagle, a poet and a linguist, an actor, a playwright and a teacher as well as philosopher of history, phenomenologist and mystic.

I pilgrimage (2-10 June 1979)

II pilgrimage (16-23 June 1983)

III pilgrimage (8-14 June 1987)

IV pilgrimage (1-9 June, 13-16 July 1991)

V pilgrimage (22 May 1995)

VI pilgrimage (31 May-10 June 1997)

VII pilgrimage (5-17 June 1999)


VIII pilgrimage (16-19 August 2002)

John Paul II was Pope for 26 and a half years (9,666 days). He beatified and canonized a lot more people than any previous popes. Until October 2004 he had declared 1,340 people (in total) blessed. He also nominated more Cardinals than any of his predecessors.



The Papal Assassination Attempt on 13 May 1981 (the upper photo below)

J. P. II Funeral Mass
April 8, 2005
St. Peter's Square
(the bottom left photo)



AUTUMN DISHES - SOUFFLE

Preheat oven to 180 degrees C . Separate the whites from the yolks. Put five whites and 4 egg yolks into different bowls, put one extra yolk



into the fridge to use for other dishes. There has to be more whites than yolks so that the

soufflé is lighter and more grown up. First, prepare the white sauce. Pour the milk into a saucepan and place over medium heat. Add flour and stir until the sauce thickens. Remove the sauce from the heat, add a tablespoon of butter while the mass is

still hot, season with salt and pepper. Then add the four egg yolks and stir quickly so

that they do not coagulate. Then set the mass aside. Now whip whites stiff in a bowl, add a pinch of salt. When you finish

add grated cheese. and stir gently with a spatula so as the whites do not set down. Do not add cheese to the yolks as the

whole mass will turn into a sticky goo and the soufflé will not work. Then put the whites with cheese to the sauce and stir gently. Grease the soufflé



molds with butter and fill with not too much mass, remember the soufflé will grow. Put the



molds in the preheated oven and bake for 20 minutes. Do not open the oven during baking, because the soufflé will not grow. Serve immediately after baking.

Ala Pohl